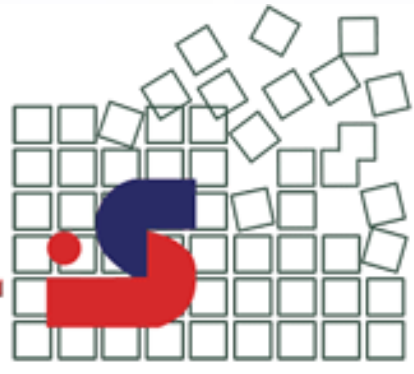




شرکت صائن

WWW.SAENCO.COM

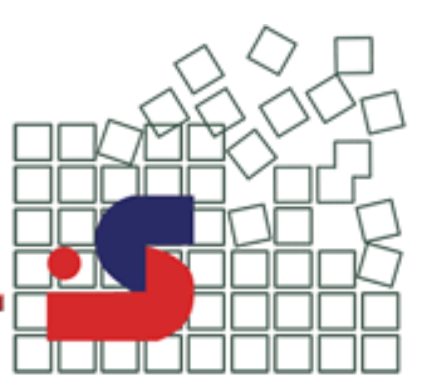
021 88936611



SMART ANEMOMETER - OWM5500



- + 7 kinds of measurement: wind speed, air volume, temperature, humidity, etc., Supports Pufu wind rating
- + Charts display mode, can analyze trends, and perform statistics on data
- + Built-in 8000 sets of data storage, which can be stored automatically or manually, and supports data zero clearing with one click
- + Multi - gear setting, automatic power off, energy saving
- + Built-in lithium battery, can be connected to the charging bank through USB TYPE-C interface, providing longer use time
- + Support APP remote control
- + Supports the data graph mode, and can export the data for further analysis through PC software



TOP 10 ADVANTAGES OF INNOVATION

A MORE COMPREHENSIVE ANEMOMETER



7 kinds of measurement value



Multi-unit conversions -
5 kinds of wind speed unit,
2 kinds of temperature unit



Air volume calculation



High precision



7 blade wind wheel



Lithium battery powered



Multi-gear
Auto power off



Backlight
large screen



Large data storage



Unlimited communication



7 BLADES AIRFOIL FAN DESIGN MORE ACCURATE DATA COLLECTION



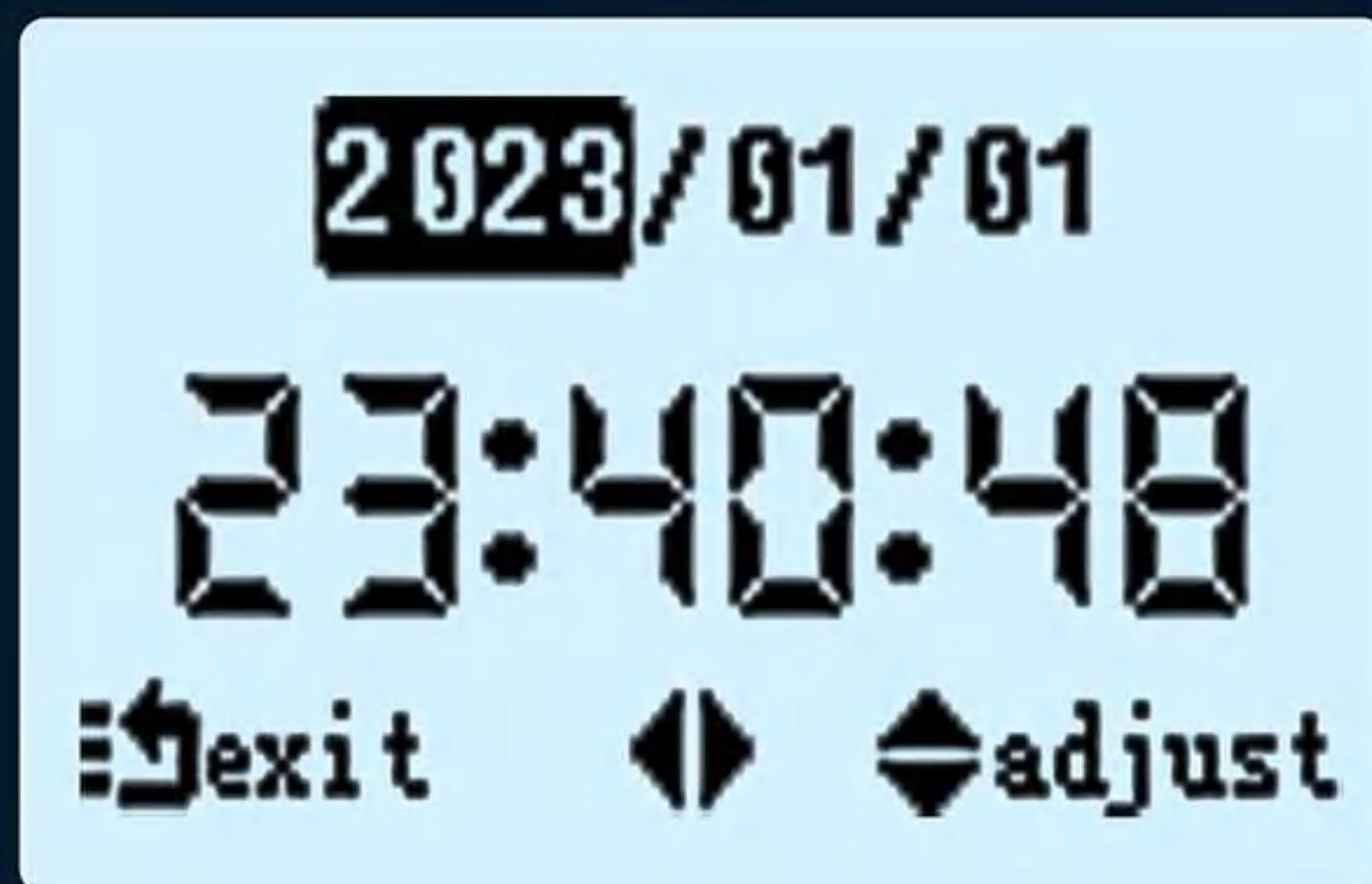
Replaceable airfoil wheel to ensure long-term data accuracy and improve measurement accuracy.



WIND CHILL TEMPERATURE



DATE SETTING



Unit: °C, °F

THREE DISPLAYS ON ONE SCREEN

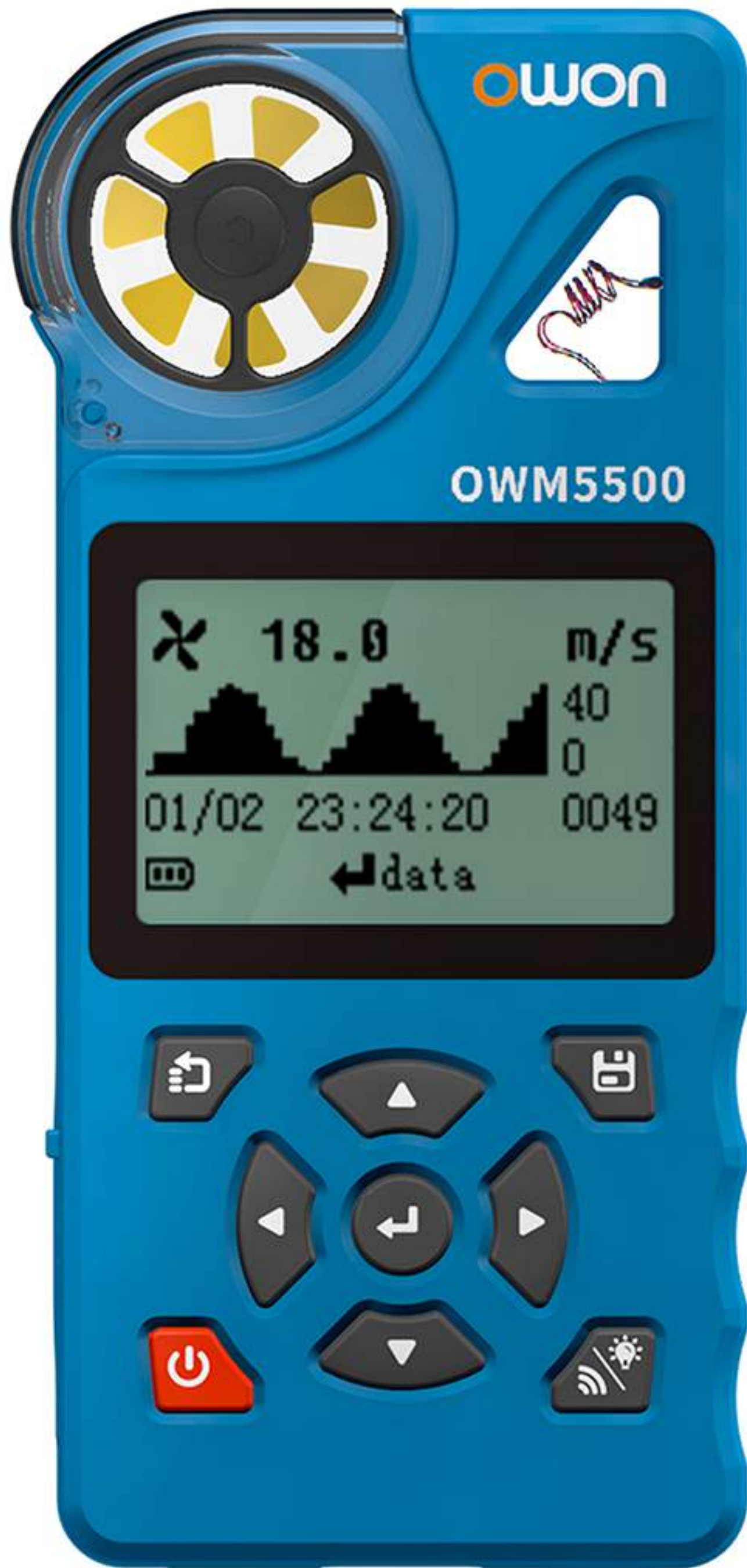
Scene free setting make the use more convenient

Can choose any **3 measurement values** in the same scene, read the data at a glance.



TREND CHART AND STATISTIC FUNCTION


Analyze the trend of measurement data, and calculate the Maximum, minimum and average value.



Wind speed trend graph



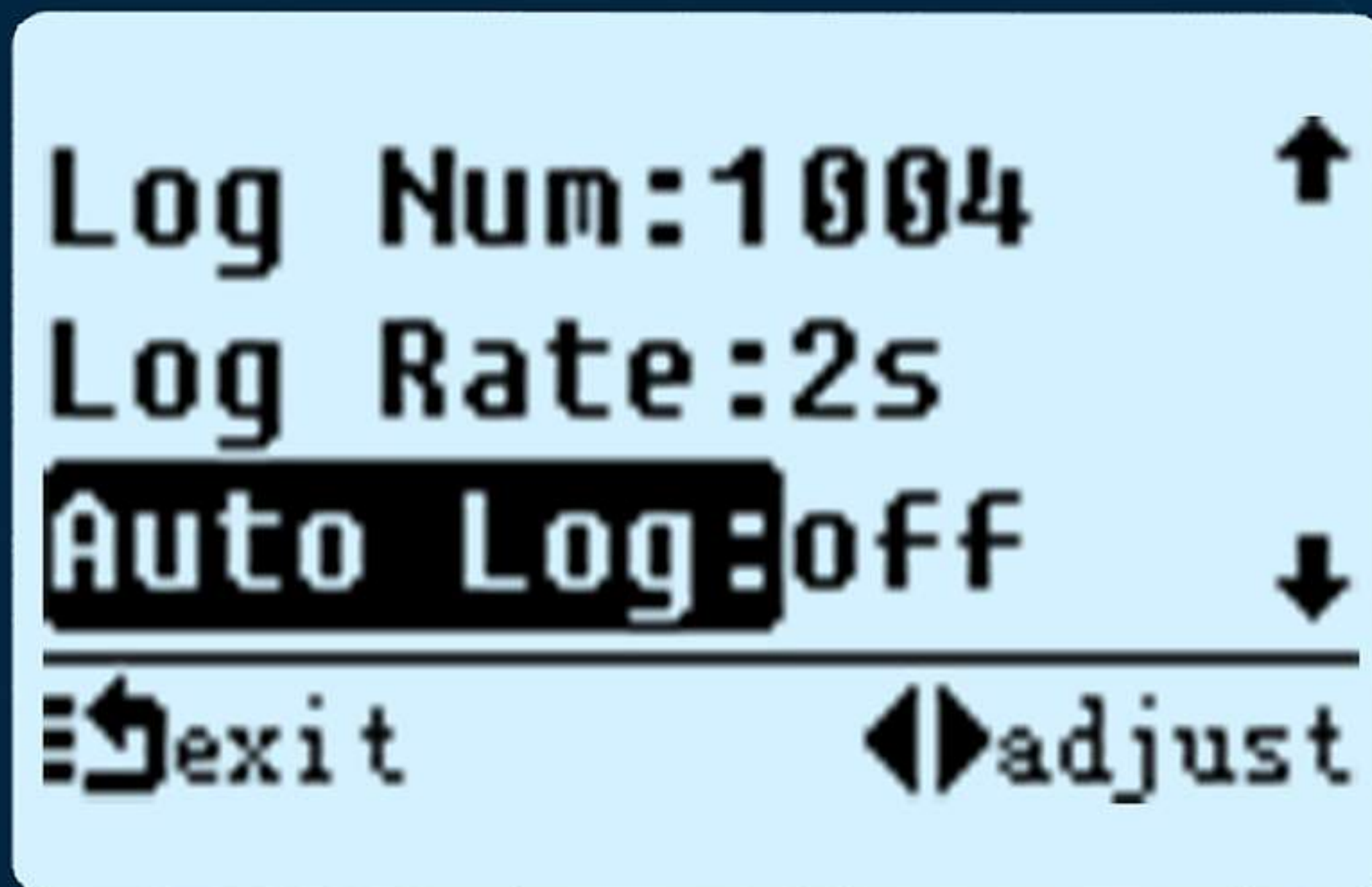
Statistical graph of wind speed



Display light efficiency is normal light and backlight.

BUILT-IN MASS DATA STORAGE

8000 sets of built-in data storage function, manually stored data or automatically stored at set intervals (multi-gear settings within 2s-12hours).



DATA RECORD ANALYSIS FUNCTION

Equipped with PC software, which can monitor the anemometer through USB Type-C interface, and extract the recorded data of the anemometer for further analysis.



LITHIUM BATTERY POWER SUPPLY

Built-in 1x 18650 lithium battery, which can be charged by the power bank, prolong the use of time.



SUPPORT MOBILE PHONE TUYA APP

Remote monitoring through WIFI.



AUTO POWER OFF FUNCTION

Auto power off time can be set according to demand (1, 5, 10 30 mins).



Energy Saving



PRODUCT STRUCTURE ANALYSIS

Comfortable hand feel, high quality materials



- | | | |
|---------------------|------------------------------------|--|
| 1. Impeller | 6. Temperature sensor | 11. Isobaric chamber |
| 2. Impeller hood | 7. Humidity sensor | 12. Type-C charge and communication port |
| 3. LCD display area | 8. Battery cover | |
| 4. Lanyard hole | 9. Fixed hole | |
| 5. Button area | 10. Switch buckle of battery cover | |

Dimensions (Lx Wx H): 136.5mm × 30mm × 64.5mm

Weight (without package): 0.2kg

PRODUCT PARAMETERS AND ACCESSORIES

Measurement Type	Icon	Name	Unit	Range	Resolution	Accuracy	Response Time
Wind speed		WIND SPD	m/s, km/h, ft/s, kt, mph	0.6 - 40 m/s	0.1m/s	±3%+0.1	0.5s
Temperature		TEMP	°C, °F	-10 - 50 °C	0.1°C	±1.0°C	0.5s
Humidity		HUMIDITY	%RH	5 - 95 %RH	0.1%RH	±5.0%RH	0.5s
Dew point		DEW POINT	°C, °F	-40 - 50°C	0.1°C	±2.0°C	0.5s
Wet bulb temperature		WET BULB	°C, °F	-40 - 50°C	0.1°C	±2.0°C	0.5s
Wind chill		WIND CHILL	°C, °F	-40 - 50°C	0.1°C	±2.0°C	0.5s
Air volume		AIR FLOW	CMS, CFS	0.001 - 300.0CMS	0.001CMS		0.5s
Dimensions (L x H x W)			136.5mm x 30mm x 64.5mm				
Wight			0.2kg				



1. Anemometer 2. Manual 3. USB cable (Type-c)
 4. Lanyard 5. Packing box

شركة صائن
 WWW.SAENCO.COM
 021 88936611